



AT&T Secure Family™

Child's Web and App Activity – Android and iOS

iOS App Version 3.10.1 (Parent) and 1.10.1 (Companion)
Android App version 10.10.1 (both Parent and Companion)

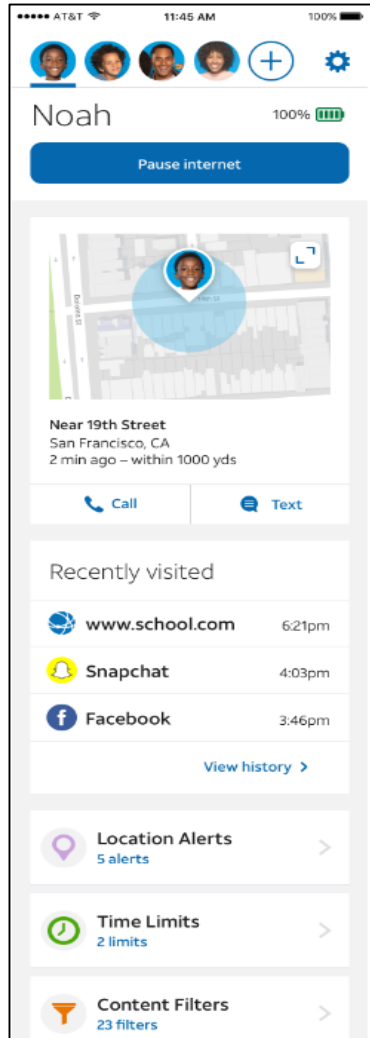
The following steps apply to all Secure Family customers



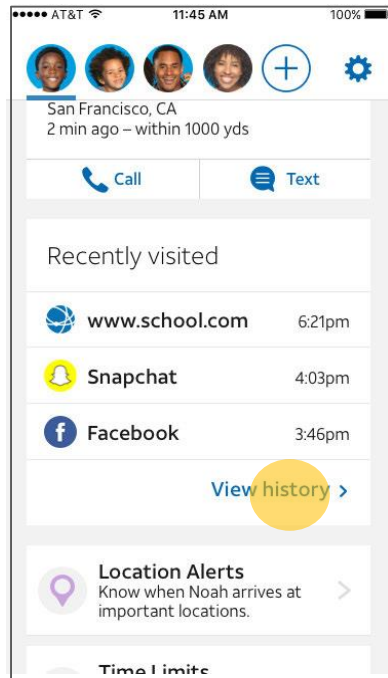


Parent Dashboard - Child's Web and App Activity


AT&T Secure Family Dashboard




Steps taken on parent device



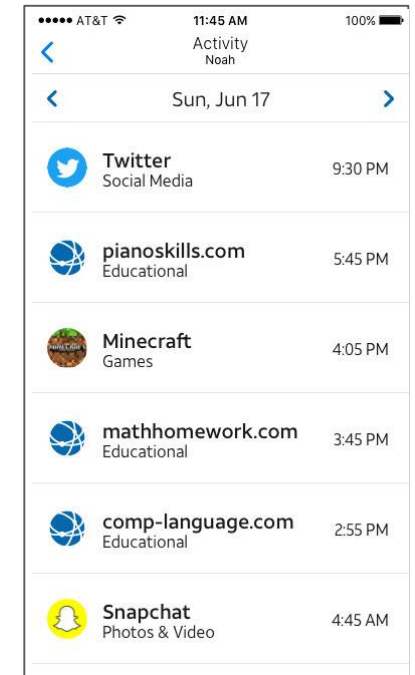
Step 1 – Select Child at the top of Dashboard and Scroll down the dashboard to **Recently visited** to view Web & App Activity



Step 2 – Tap **View history** to see today's activity



Step 3 – Tap **right and left arrows** to see up to 7 days of activity



Timestamp indicates time of initial visit.



Web & App Activity List



Activity List Content:

- Tapping “**View history**” will take the user to “Activity”.
- “Activity” will contain up to 7 days’ worth of child’s web and app activity.
- The user can view different days by tapping on the arrows at the top of the page.
- Days will be listed as “Today”, “Yesterday”, then “Day, Month, Date.”
- Web and app activity will display the web domains of DNS requests coming from the child’s device. This may include ads and background activity. “Blocked” requests will not be shown.
- Activity list will be listed in reverse chronological order, with most recent at the top.
- Icons will be displayed for popular apps from our app list. All other sites or apps without pre-specified icons will display a generic icon.
- Timestamp indicates time of initial visit. If the same DNS request is initiated consecutively within a minute of the next request, the requests will be grouped with the initial request and timestamped accordingly.

