



AT&T Secure FamilyTM

Pause Internet

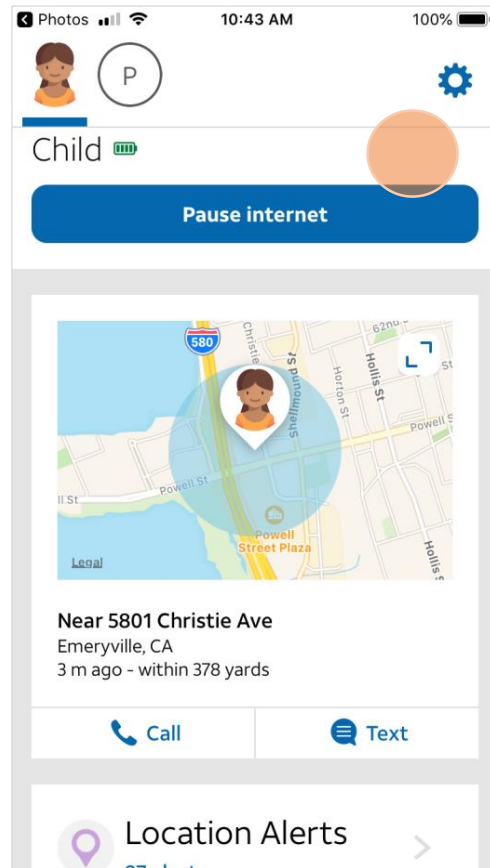
These steps apply to all Secure Family customer types



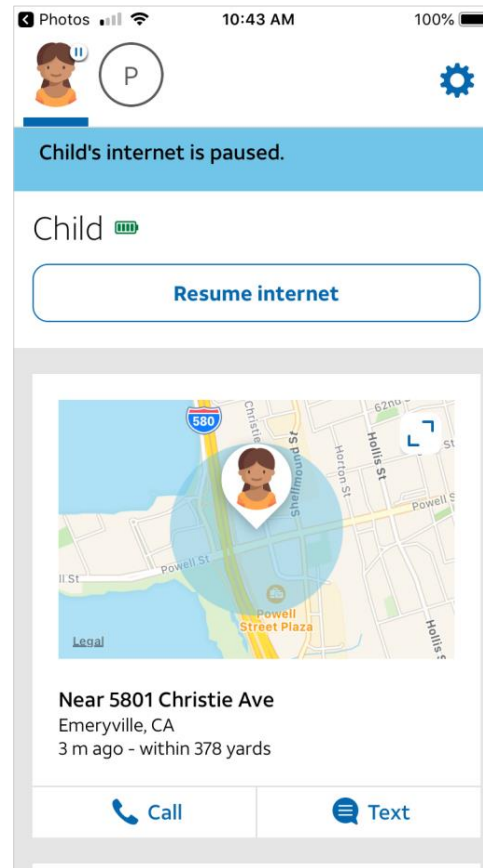
Pause Internet

Once you Pause Internet, your child's device won't have access to mobile data or Wifi until you select **Resume** on the parent's app. Your child will still be able to call and text while the internet is paused. **Please note**, Pausing Internet will block BOTH Wifi and Data; there is no way to pause them separately.

Note: This feature is the same for all types of Secure Family wireless customers



Step 1 – Tap Pause Internet to block your child's access to Wifi and mobile data

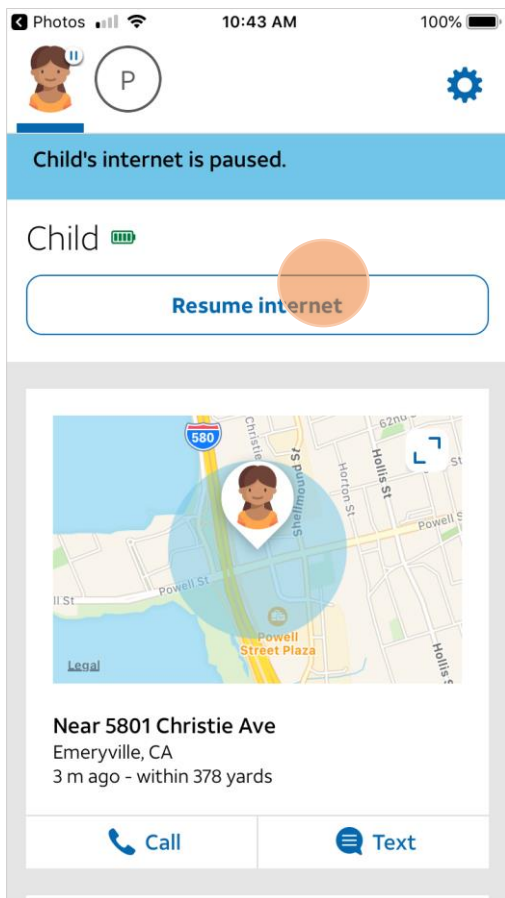


Step 2 – Resume Internet indicates child's internet access is blocked

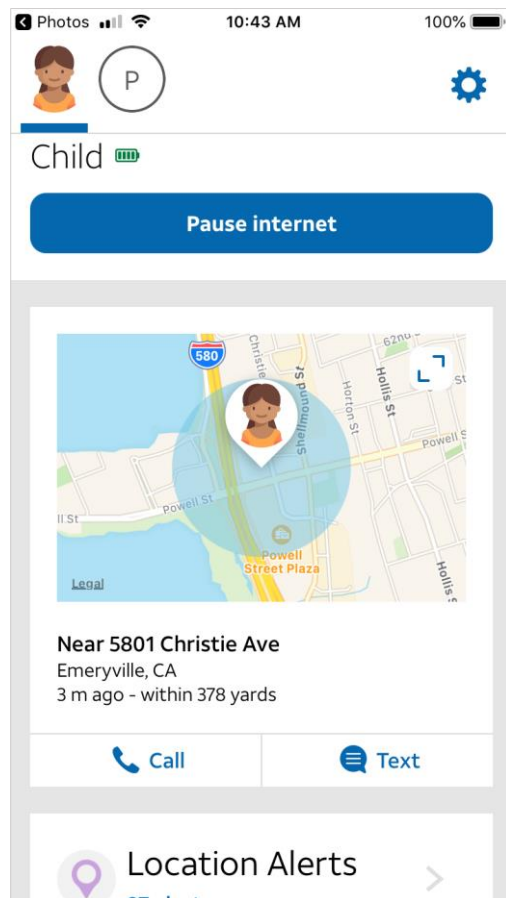
Resume Internet

Your child's device won't have access to mobile data or WiFi until you select **Resume** on the parent's app. Your child will still be able to call and text while the internet is paused.

Note: This feature is the same for all types of Secure Family wireless customers



Step 1 – Tap Resume Internet to restore Internet access



Step 2 – Child's device will now have WiFi and mobile data access restored