









# AT&T **All-Fi™** Extender (4991)

## What Do The Lights Mean?

Complete guide to the information the LED lights on your AT&T All-Fi Extender provides.




# 4991 All-Fi Extender

Service LED	Color	Meaning
	Solid White	Your All-Fi Extender is connected. Enjoy AT&T Internet Service!
	Pulsing White (Fast)	Your extender is starting up, please wait during this time.
	Pulsing Green (Slow)	Powered up and waiting to be paired
	Solid Red	The All-Fi Extender failed to pair. It may be connected through a 3 <sup>rd</sup> party router. Please reset by pressing the red reset button on the back of the extender, then connect an Ethernet cable between the All-Fi Extender and the All-Fi Hub to pair. This could also mean Extended Wi-Fi Service is NOT active. If the Solid RED light persists, contact <a href="http://ATT.com/support">ATT.com/support</a> .
	Pulsing Red (Slow)	Your All-Fi Extender is having connection issues. Please check for a loose, disconnected or damaged Ethernet cable. Or It may be too far from the All-Fi Hub
	Pulsing Red (Fast)	Your All-Fi Extender has been rebooted. Please wait while it starts up until the light turns solid white or see reboot sequence.
	Pulsing Amber (Slow)	Software updating. Please wait until the light turns back to solid white. <i>Do not unplug the All-Fi Extender during this process.</i>
	Pulsing Red/Green (Fast)	Your All-Fi Extender is configured and connected, but its placement may not be optimal for best performance. It could be too far from the All-Fi Hub or another extender. Try to move it to a closer location.





Service LED





Ethernet LED

Power LED

Reset Button

Ethernet LED	Color	Meaning
	Solid Green	The Port has established a link with a connected device. If the LED is off, the device is not properly connected or the connected device is not powered on.
Power LED	Color	Meaning
	Solid Green	Your extender is powered on. No LED means the power is either not connected or no power at the wall plug. If the front service LED is off, but the power jack LED is Green, then your extender needs to be replaced.

LED Symbol	Description
	Pulsing (Fast) – approximately 1 pulse per 2 seconds
	Pulsing (Slow) – approximately 1 pulse per 4 seconds