


FiLIP


FiLIP 2 QUICK START GUIDE



Connected
by AT&T



SET UP YOUR FiLIP!



Step 1

Plug FiLIP in to charge and then turn it on by pressing the red button firmly for 1 second.



Step 2

Download the FiLIP mobile app from the App Store or Google Play to your iOS or Android device.



Step 3

Make sure you have the phone # for your FiLIP in front of you.
It should be located on your receipt.



Step 4

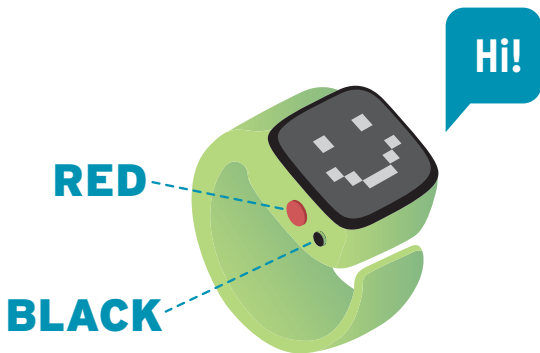
Launch the FiLIP mobile app and then follow the prompts to sync your FiLIP with the app.



Step 5

Put the FiLIP on your child's wrist, kick back and let them have some fun.

GET TO KNOW YOUR FiLIP!



Your FiLIP has 2 simple buttons

One red and one black

What does the big red button do?

Press it firmly for 1 second to turn on your FiLIP.

Press it to make a call once you've selected a contact.

Press it to hang up when you are done with a call.

Press and hold it for 3 seconds to initiate Emergency Mode.

Press it to switch between displays.


What does the black button do?

Press it to scroll through your contacts.



The size of your FiLIP can be adjusted

You can adjust the size of the FiLIP wristband by changing the size spacer. Your FiLIP 2 comes with one size spacer. If you need any additional sizes, alternate size spacers can be purchased at myfilip.com



Your FiLIP can be worn open or closed

Your FiLIP wristband comes with an “end cap” if you want to wear it open, and a size spacer if you want to wear it closed. Your choice.

NEED TO KNOW MORE?

Technical Support



Visit myfilip.com/support for helpful information on how to use your FiLIP and FiLIP app.

Follow Us!



<https://www.facebook.com/myfilip>



<https://twitter.com/myFilipTech>



<http://www.pinterest.com/myfilip/>



<http://instagram.com/myfilip>

© 2014 Filip Technologies, Inc. All Rights Reserved. AT&T and the AT&T logo are trademarks of AT&T Intellectual Property.

*FiLIP watch only capable of connecting to the AT&T network. See att.com/network for coverage details.

TERMS OF SERVICE: A copy of Filip Technologies, Inc. full terms of service are available online at myfilip.com/legal.

Apple and the Apple logo are trademarks of Apple Inc., registered in the U.S. and other countries.

App Store is a service mark of Apple Inc. Google Play is a trademark of Google Inc.

DG2-QG-ENG